



BASANT VALLEY PUBLIC SCHOOL
PLOT NO. 119, SECTOR - 46, GURUGRAM

SESSION: 2024-25
CLASS - 2nd

SUMMER HOLIDAYS

HOMEWORK



Note - Summer Vacations will be from 20th May 2024 to 30th June 2024 and School will reopen on 1st July 2024.

Kindly submit the Holiday Homework by 2nd July 2024.

Dear Parents,

Happy Summer Vacation!

The students and the entire family waits for these vacations. It's the time to visit new places and meet extended family members. Enjoy your holidays to the maximum and make the best use of them.

Since the break is long, students might forget lot of things which they have learnt in the new class therefore holidays homework is given.

Dear Parents the homework has been prepared keeping in mind the need and capabilities of all the students at large.

It will be highly beneficial if entire homework is done regularly rather than at the end in hurry.

Most of the activities given are related to the topics given in textbooks, kindly make your wards do all the activities and let them do it themselves with minimum supervision. Let's shape a self-reliant and independent child.

Summer vacations are the best time to develop the habit of reading and improve the handwriting of a student.

Teachers have recommended few storybooks, kindly buy them or you can buy others also, whichever you feel your ward will love to read. Create an environment where child loves to read storybooks.

Let your child choose the books. Appreciate the child when he/she tries to read. Motivate them to read storybooks before sleeping every night. Let this habit continue throughout the year.

Help your child learn Tables for faster math's calculations.

The three things i.e., reading, writing and tables will keep reaping fruitful results for the years to come.


Some of the suggested activities for your child are -

1. Get up early in the morning and see the rising sun.
2. Go for a nature walk.
3. Feel the fresh air take a deep breath and do breathing exercise.
4. Hear the birds chirping.
5. Water the plants and feed the birds.

Tips for summer Break

Do's

1. Always start your day with prayers.
2. Drink lots of liquids like water, juice etc.
3. Wear cap and carry an umbrella when you move out day time.
4. Wish your elders and guests.
5. Always use these words - Thank you, sorry, please, Excuse me.
6. Help your parents at home by putting your things in place.



Don't do

1. Don't watch TV/ mobile for long hours.
2. Don't eat junk food
3. Don't play in sun.

General Instructions

- 1) Bring Holidays Homework in a beautifully decorated folder.
- 2) Parents are requested to only guide their children while doing the assignment.
- 3) Project Homework will be assessed on the basis of neatness, creativity and originality of ideas.

हिन्दी

- ३० पृष्ठ सुलेख लिखे।
- १ से २० तक गिनती हिंदी अंको व शब्दों में लिखो और याद करो।
- 'मेरा विद्यालय' पर १० वाक्य लिखें।
- पाँच-पाँच पालतू और जंगली जानवरों के चित्र चिपकाओ तथा उनके नाम लिखो।(A4 Sheet)
- अपने माता-पिता, दादा-दादी, नाना-नानी से कहें कि कहानी की पुस्तक में से कहानी पढ़कर आपको सुनाएँ।

ENGLISH

- Read the story book as shared in class Whatsapp group.
- Pick out ten new words from the story write their meaning and make sentences with them.
- Write five sentences about your favourite season.
- Write the plural form of the given nouns:

Singular

plural

Book

Shop

Bush

Dish

Fox

Cherry

Fish

Shelf

Peach

- Do one page of writing daily in your calligraphy note book.
- On world environment Day (5th June) make a creative item from waste material at home. The list of items to be prepared is endless but just a few examples as follows: -Pen holder, wall hanging, bird feeder.
- Read moral stories from your moral value book.
- Complete and colour "All about my summer worksheet".



All About **MY** summer!

This summer I made....

I loved this summer because.....

Where I went

My favourite summer treat.....

My favourite summer hobby.....

Illustrations include: a sun, sunglasses, a beach ball, a flip-flop, a beach bag, a notebook, a beach umbrella, and an ice cream cone.



Q4. Name three things our body can do.

Ans _____

Q5. What job does the lungs do?

Ans _____

Q6. What job does the heart do?

Ans _____

Q6. Write three ways to keep your body healthy.

Ans _____

FAMILY AND FRIENDS

Q 1. Match the following -

- | | | |
|----------------------------|-----------|--------------------------|
| 1. father and mother | relatives | <input type="checkbox"/> |
| 2. help and care | parents | <input type="checkbox"/> |
| 3. members of joint family | family | <input type="checkbox"/> |

Q 2. Write True or False-

1. We should love our family members. _____
2. A small family has many members. _____
3. Family members have same surname. _____
4. All the family members do the same work. _____
5. We should not help our family members. _____

Q1. Write at least 10 lines on your family and friends.

1.
.....

2.
.....
3.
.....
4.
.....
5.
.....
6.
.....
7.
.....
8.
.....
9.
.....
10.
.....

Q2. Explain-

1. Nuclear Family:

.....
.....
.....

2. Joint Family:

.....
.....
.....

3. Single Parent- Family:

.....
.....
.....
.....

HOUSES WE LIVE IN

Q.1. Tick (✓) for the correct answer:

1. A house made of bricks, cement and steel is called a:

- a) Tent b. Pukka house c. Hut

2. Nomads live in:

- a) Flats b. Igloos c. Wheel caravans

3. A house made of canvas is called:

- a) Tent b. Houseboat c. Bungalow

4. A house protects us from: -

- a) Rain b. Storm c. Dust d. All of these

5. Which of the following is used to make pukka house?

- a) Cement b. Mud c. Straw d. None of these

6. Eskimos live in: -

- a) Stilt house b. Tent c. Igloos d. Houseboat

7. A tent is made of: -

- a) Wood b. Canvas c. Mud d. Blocks of ice

8. A moving house is called: -

- a) Tent b. Caravan c. Stilt house d. Kutcha house

Q.2. Fill in the blanks correctly with the words given below: -

Wheel caravans, clean, tents, pukka house, house boat

1. A house made of bricks, cement and steel is a
2. Nomads live in houses on wheels on called
3. A is a floating house.
4. Mountaineers and campers put up
5. We should keep our house

Q.3. Circle the odd one in each group:

1. Heat paper cold rain
2. Tent caravan table house boat

Q.4. Read the clues and un jumble the letters to get the correct names: -

1. It is made of thick cloth called canvas. NTET
2. It is made of blocks of ice. OGOLI
3. It moves or floats on water. BTHSAOUEO
4. It is a pukka house. GULBAOWN
5. It is house on wheel. ACARANV
6. It build the walls of a house ASMON

Q.5. Fill in the blanks:

Houseboats, kennel, flats, houses

1. We all need to live in.

2. The multistoried houses are called

3. In Kashmir, people live in

4. Dog lives in a

Q.6. Match the column 'A' with the column 'B'.

A

Caravan

Igloo

Tent

Kuchcha house

B

A house on pole

Nomads

Eskimos

Canvas

Q.7. Answer the following: -


1. What are the two types of houses?

2. Which kind of house is stronger?

4. Where do people make stilt houses?


Q.8. Can you unscramble the words and say what they are?

a. A house made of ice where Eskimos live.



O	L	O	G	I
---	---	---	---	---

b. A house on wheels, which is used by Gypsies?



N	A	C	R	A	V	A
---	---	---	---	---	---	---

c. House of the Red Indian.



E	N	T	T
---	---	---	---

COMPUTER

- **All work to be done in computer notebook.**
- Write the steps to start a computer.
- Write the steps to shut down the computer.
- Write all the input devices.
- Write all output devices.
- Write all storage devices.
- Write the types of mouse.
- Write the full form of following:-
 - a) CPU b) DVD c) USB d) VDU
 - e) UPS f)HDD e) CD
- How computers are used in :
 - a) banks
 - b) airports
 - c) schools

ART & CRAFT

- **Do page no. 12, 18 & 29**

MATHS

1. Write the number name:-

- a. 199 :-
- b. 302 :-
- c. 223 :-
- d. 520 :-
- e. 406 :-
- f. 632 :-

2. Write the number:-

- a) Eight hundred twenty two.
- b) Five hundred three.
- c) Six hundred twenty five.
- d) Nine hundred.
- e) Nine hundred fifty one.

3. Ordering of numbers:-

a. What comes before?

- | | |
|-----------|----------|
| 681 | 39 |
| 402 | 62 |
| 400 | 79 |

b. What comes between:-

- | | | | |
|-----------|-----|-----------|-----|
| 237 | 239 | 105 | 107 |
| 626 | 628 | 308 | 310 |
| 900 | 902 | 530 | 532 |

4. Circle the largest number:

39	46
28	33


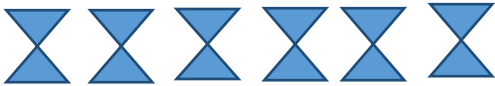


28	26
84	89

5. Circle the smallest number:-

16	19
42	23

33	36
42	30

6. Paint the objects and find whether they are even or odd numbers.

	Number	Odd/Even
		
		
		
		

7. Compare >, < or =

a) 136 149

b) 500 409

c) 239 239

d) 436 948

e) 803 923

f) 570 579

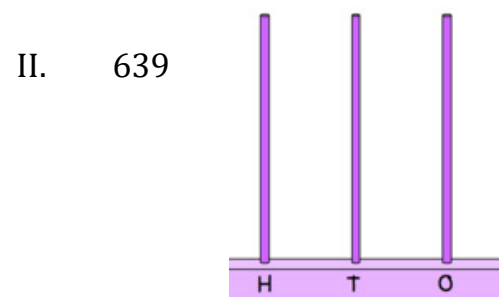
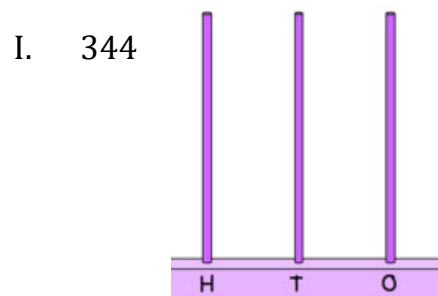
8. Arrange in descending order:-

364	223	748	232
<input type="text"/>	<input type="text"/>	<input type="text"/>	<input type="text"/>
494	703	506	842
<input type="text"/>	<input type="text"/>	<input type="text"/>	<input type="text"/>

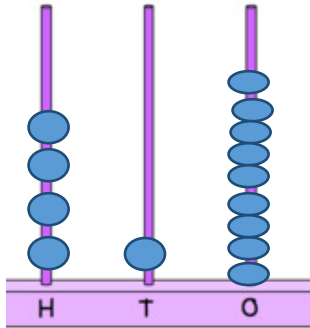
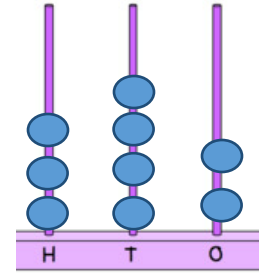
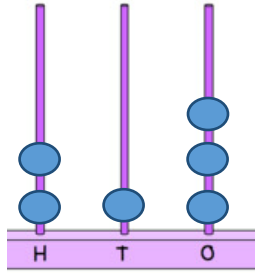
9. Arrange in ascending order:-

739	423	763	402
<input type="text"/>	<input type="text"/>	<input type="text"/>	<input type="text"/>
101	110	113	119
<input type="text"/>	<input type="text"/>	<input type="text"/>	<input type="text"/>

10.



11. Write the number represented by abacus:-



12. Karan has 436 toys and Priya has 399 toys. Who has more toys?

13. Raju has 5 more pencil than Seema. If Seema has 19 pencils. How many Raju have?

14. Addition;-

$$\begin{array}{r} 1 \ 2 \\ +1 \ 4 \\ \hline \end{array}$$

$$\begin{array}{r} 3 \ 6 \\ +4 \ 2 \\ \hline \end{array}$$

$$\begin{array}{r} 1 \ 4 \\ +2 \ 3 \\ \hline \end{array}$$

$$\begin{array}{r} 6 \ 3 \\ +2 \ 1 \\ \hline \end{array}$$

$$\begin{array}{r} 3 \ 9 \\ +2 \ 0 \\ \hline \end{array}$$

$$\begin{array}{r} 4 \ 6 \\ +5 \ 1 \\ \hline \end{array}$$

15. Subtraction:-

$$\begin{array}{r} 9 \ 3 \\ -2 \ 1 \\ \hline \end{array}$$

$$\begin{array}{r} 4 \ 6 \\ -3 \ 2 \\ \hline \end{array}$$

$$\begin{array}{r} 8 \ 4 \\ -2 \ 1 \\ \hline \end{array}$$

$$\begin{array}{r} 6 \ 3 \\ -2 \ 2 \\ \hline \end{array}$$

$$\begin{array}{r} 8 \ 6 \\ -3 \ 2 \\ \hline \end{array}$$

$$\begin{array}{r} 8 \ 3 \\ -8 \ 1 \\ \hline \end{array}$$

16. Write & learn table 2 to 15

17. Activity time:-

Draw any five shapes on A4 sheets and write their name.